TECHNICAL DATASHEET

SUPERMICRO · RACKMOUNT SERVERS

Supermicro Server SYS-6018U-TR4

SKU SYS-6018U-TR4 | 1U | Supermicro



FORM FACTOR	MAX POWER (BASE)	HEAT OUTPUT	PRICE
1U	522 W	1,781 BTU/h	On request

ISO 9001 · ISO 14001 · ISO 27001 · cisco · tp-link · Omada by tp-link

REQUEST A QUOTATION ONLINE
serverinvest.com/product/sys-6018u-tr4

01 Product overview

The Supermicro SYS-6018U-TR4 is a server built on dual Intel Xeon processor E5-2600 v4 † / v3 family (up to 160W TD processors with up to 3 TB of memory in 4 DIMM slots.

ServerInvest configures every SYS-6018U-TR4 to order, updates BIOS and BMC firmware, installs your operating system on request and runs a 48-hour burn-in test before delivery. Every system includes a 3-year warranty.

HIGHLIGHTS

- Dual Intel Xeon processor E5-2600 v4 † / v3 family (up to 160W TD
- Up to 3 TB memory · 4 DIMM slots
- 4x 3.5" Hot-swap drive bays
- Power: 100-127Vac, 50-60Hz
- Networking: 4x Gigabit Ethernet ports via AOC-UR-i4G

KEY SPECIFICATIONS

Form factor	**1U**
Processor	**2× Intel Xeon processor E5-2600 v4 † / v3 family (up to 160W TD**
Memory	**4 DIMM slots, up to 3 TB**
Drive bays	**4**
Typical power draw	**750 W**
Networking	**4x Gigabit Ethernet ports via AOC-UR-i4G**
Dimensions (W×H×D)	**437 × 44 mm**



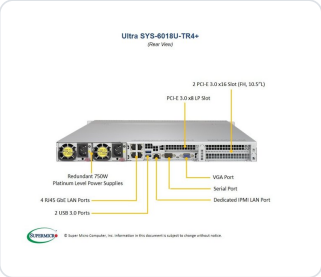

02 Power & thermal

Calculated for the base configuration

IDLE	TYPICAL	MAXIMUM	HEAT (MAX)	COOLING	PSU LOAD
106 W	**318 W**	**522 W**	**1,781 BTU/h**	**0.5 kW**	**—**

Typical 318 W · max 522 W

Annual IT energy (24/7)	2,229 kWh
Annual facility energy (PUE 1.5)	3,344 kWh
Annual energy cost	€446 IT · €669 incl. cooling (at 0.20 €/kWh)
CO_2 emissions / year	0.87 t (grid factor 0.26 kg/kWh)
Power supplies	Redundant hot-swap PSUs — rating depends on the final configuration

POWER BY COMPONENT	IDLE	TYPICAL	MAX
Chassis, motherboard, fans, BMC	38 W	59 W	**85 W**
2× CPU (base configuration)	50 W	220 W	**370 W**
4× Memory (base configuration)	12 W	20 W	**36 W**

DC loads converted to wall power at 94% PSU efficiency; typical load assumed 70% of the time. Engineering estimates — confirm with the manufacturer's power calculator for critical designs.

03 Power connection diagram

Dual-feed (A/B) connection for redundant power supplies

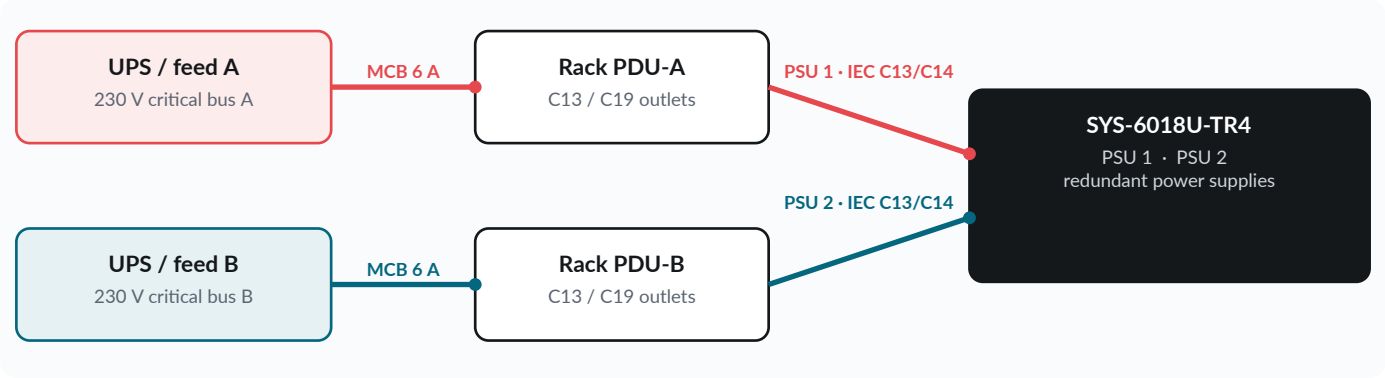

- Connect PSU 1 to PDU-A and PSU 2 to PDU-B (independent feeds) using IEC C13/C14 power cords.
- Maximum current per feed: 2.4 A at 230 V — each feed must be able to carry the full load if the other fails.
- Recommended protection per PDU circuit: MCB 6 A, curve C; RCD according to local regulations.
- Heat to remove at full load: 522 W = 1,781 BTU/h (0.5 kW).

04 Full specifications

PROCESSOR/CACHE	
CPU	Intel Xeon processor E5-2600 v4 † / v3 family (up to 160W TDP) * Dual Socket R3 (LGA 2011)
Cores / Cache	Up to 22 Cores † / Up to 55MB † Cache
System Bus	QPI up to 9.6 GT/s
Note	† BIOS version 2.0 or above is required
Note	* Please contact Supermicro Technical Support for additional information about frequency optimized CPUs and specialized system optimization.

SYSTEM MEMORY	
Memory Capacity	24x 288-pin DDR4 DIMM slots Up to 3TB † ECC 3DS LRDIMM, 1.5TB ECC RDIMM/LRDIMM
Memory Type	2400 † /2133/1866/1600MHz ECC DDR4 SDRAM 72-bit 2666/2400 ECC DDR4 NVDIMM
DIMM Sizes	RDIMM: 64GB, 32GB, 16GB, 8GB, 4GB LRDIMM: 64GB, 32GB 3DS LRDIMM: 128GB NVDIMM: 16GB
Memory Voltage	1.2 V
Error Detection	Corrects single-bit errors

ON-BOARD DEVICES	
Chipset	Intel C612 chipset

SATA	SATA3 (6Gbps) with RAID 0, 1, 5, 10
IPMI	Support for Intelligent Platform Management Interface v.2.0 IPMI 2.0 with virtual media over LAN and KVM-over-LAN support ASPEED AST2400 BMC
Network Connectivity	4x Gigabit Ethernet ports via AOC-UR-i4G Intel i350 Gigabit Ethernet Controller 1x Realtek RTL8211E PHY (dedicated IPMI)
Graphics	ASPEED AST2400 BMC

INPUT / OUTPUT

SATA	4x SATA3 (6Gbps) ports
LAN	4x RJ45 Gigabit Ethernet ports 1x RJ45 Dedicated IPMI LAN port
USB	5x USB 3.0 ports (2 rear, 2 onboard header, 1 Type A)
Video	1x VGA port
Serial Port	1x Serial header
DOM	2x SATA DOM (Disk on Module) support with embedded power

SYSTEM BIOS

BIOS Type	128Mb SPI Flash EEPROM with AMI BIOS
BIOS Features	Plug and Play (PnP) APM 1.2 PCI 2.3 ACPI 1.0 / 2.0 / 3.0 / 4.0 USB Keyboard support SMBIOS 2.7.1 UEFI 2.3.1

MANAGEMENT

Software	SuperDoctor 5 Intel Node Manager 3.0 Watch Dog NMI SUM and SSM Optional IPMI 1.5 / 2.0
Power Configurations	ACPI Power Management Power-on mode for AC power recovery

CHASSIS

Form Factor	1U Rackmount
Model	CSE-819UTQ-R751-T

DIMENSIONS AND WEIGHT

Height	1.7" (43mm)
Width	17.2" (437mm)
Depth	29.7" (754mm)
Weight	Net Weight: 26 lbs (11.8 kg) Gross Weight: 41 lbs (18.6 kg)

Available Color	Black

FRONT PANEL

Buttons	Power On/Off button System Reset button
LEDs	Power LED Hard drive activity LED 2x Network activity LEDs System Overheat LED / Fan fail LED / UID LED

EXPANSION SLOTS

PCI-Express	2x PCI-E 3.0 x16 slots (Full-height, 10.5" L) 2x PCI-E 3.0 x8 slots (Low-profile, 1 internal) (Both CPUs need to be installed for full access to PCI-E slots and onboard controllers. See manual block diagram and AOC Support for details.)

DRIVE BAYS

Hot-swap	4x 3.5" Hot-swap drive bays

SYSTEM COOLING

Fans	4x heavy duty fans with optimal fan speed control 4x additional fans optional
Air Shroud	1x Air Shroud

POWER SUPPLY

AC Input	100-127Vac, 50-60Hz 200-240Vac, 50-60Hz
+12V	Max: 62.5A & Min: 0A (100Vac-127Vac) Max: 62.5A & Min: 0A (200Vac-240Vac)
12V SB	Max: 2.1A Min: 0A
Certification	Platinum Level [Test Report]

PC HEALTH MONITORING

Voltage	Monitors for CPU Cores, +1.8V, +3.3V, +5V, +12V, +3.3V Standby, +5V Standby, VBAT, Memory Voltages. 5+1 Phase-switching voltage regulator
FAN	8x 4-pin fan headers Status monitor for speed control Pulse Width Modulated (PWM) fan connectors
Temperature	Support to monitor Supermicro AOC temperatures from IPMI or SD 5 Monitoring for CPU and chassis environment CPU thermal trip support Thermal Control for 8x Fan Connectors Thermal Monitor 2 (TM2) support PECI

LED	Memory DIMM ECC error LEDs CPU / System Overheat LED Suspend static indicator LED UID/Remote UID
Other Features	4x 8-pin GPU power connectors Chassis intrusion detection Chassis intrusion header SDDC Support RoHS

OPERATING ENVIRONMENT / COMPLIANCE

RoHS	RoHS Compliant
Environmental Spec.	Operating Temperature: 5°C to 40°C (41°F to 104°F) Non-operating Temperature: -40°C to 70°C (-40°F to 158°F) Operating Relative Humidity: 8% to 90% (non-condensing) Non-operating Relative Humidity: 5% to 95% (non-condensing)

05 Built, tested & supported by ServerInvest

Engineered configuration
Every option validated for socket, memory channels, PCIe lanes, power and cooling.

48-hour burn-in
Assembled, firmware-updated and stress-tested before it leaves our workshop.

3-year warranty
Standard on every system, with on-site next-business-day upgrades available.

Rack-ready delivery
Rails, cable management and labelling included — delivered across Europe.

NATCERT ISO 9001 · NATCERT ISO 14001 · NATCERT ISO 27001 · cisco · tp-link · Omada by tp-link

Interested in this solution?

Request a quotation online or talk to a solutions engineer — we reply within one business day.
office@serverinvest.com