TECHNICAL DATASHEET

SUPERMICRO · RACKMOUNT SERVERS

# Supermicro Server SYS-F628G2-FTPT

SKU SYS-F628G2-FTPT | 4U | Supermicro

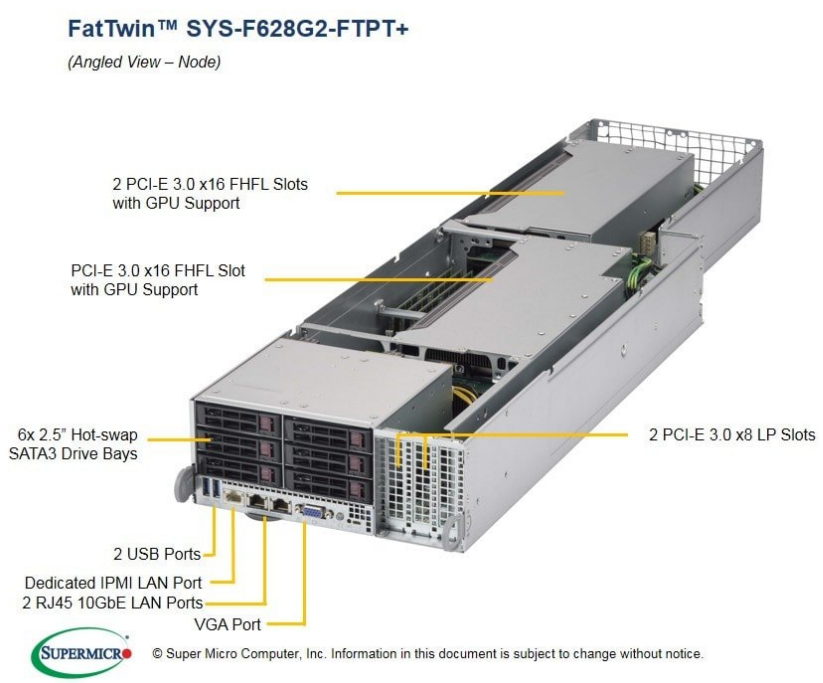


| FORM FACTOR | MAX POWER (BASE) | HEAT OUTPUT | PRICE |
|---|---|---|---|
| 4U | 602 W | 2,054 BTU/h | On request |

REQUEST A QUOTATION ONLINE

serverinvest.com/product/sys-f628g2-ftpt

## 01 Product overview

The Supermicro SYS-F628G2-FTPT is a server built on dual Intel Xeon processor E5-2600 v4 † / v3 family (up to 145W TD processors with up to 2 TB of memory in 4 DIMM slots.

ServerInvest configures every SYS-F628G2-FTPT to order, updates BIOS and BMC firmware, installs your operating system on request and runs a 48-hour burn-in test before delivery. Every system includes a 3-year warranty.

### HIGHLIGHTS

- Dual Intel Xeon processor E5-2600 v4 † / v3 family (up to 145W TD
- Up to 2 TB memory · 4 DIMM slots
- 6x 2.5" Hot-swap SATA HDD bays
- Power: 1000W: 100 – 127Vac
- Networking: Intel X540 Dual Port 10GBase-T

### KEY SPECIFICATIONS

| | |
|---|---|
| Form factor | **4U** |
| Processor | **2× Intel Xeon processor E5-2600 v4 † / v3 family (up to 145W TD** |
| Memory | **4 DIMM slots, up to 2 TB** |
| Drive bays | **6** |
| Power supply | **1× 1000 W** |
| Typical power draw | **750 W** |
| Networking | **Intel X540 Dual Port 10GBase-T** |
| Dimensions (W×H×D) | **437 × 178 mm** |



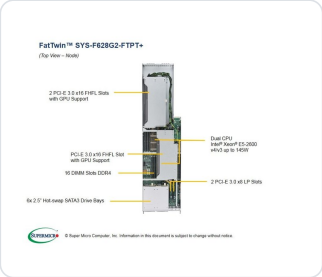


## 02 Power & thermal

Calculated for the base configuration

| IDLE | TYPICAL | MAXIMUM | HEAT (MAX) | COOLING | PSU LOAD |
|---|---|---|---|---|---|
| **143 W** | **374 W** | **602 W** | **2,054 BTU/h** | **0.6 kW** | **60%** |

Typical 374 W · max 602 W · single PSU rating 1000 W

| | |
|---|---|
| Annual IT energy (24/7) | 2,669 kWh |
| Annual facility energy (PUE 1.5) | 4,004 kWh |
| Annual energy cost | €534 IT · €801 incl. cooling (at 0.20 €/kWh) |
| $CO_2$ emissions / year | 1.04 t (grid factor 0.26 kg/kWh) |
| Power supplies | 1× 1000 W |

| POWER BY COMPONENT | IDLE | TYPICAL | MAX |
|---|---|---|---|
| Chassis, motherboard, fans, BMC | 72 W | 112 W | **160 W** |
| 2× CPU (base configuration) | 50 W | 220 W | **370 W** |
| 4× Memory (base configuration) | 12 W | 20 W | **36 W** |

DC loads converted to wall power at 94% PSU efficiency; typical load assumed 70% of the time. Engineering estimates — confirm with the manufacturer's power calculator for critical designs.

## 03 Power connection diagram

Dual-feed (A/B) connection for redundant power supplies

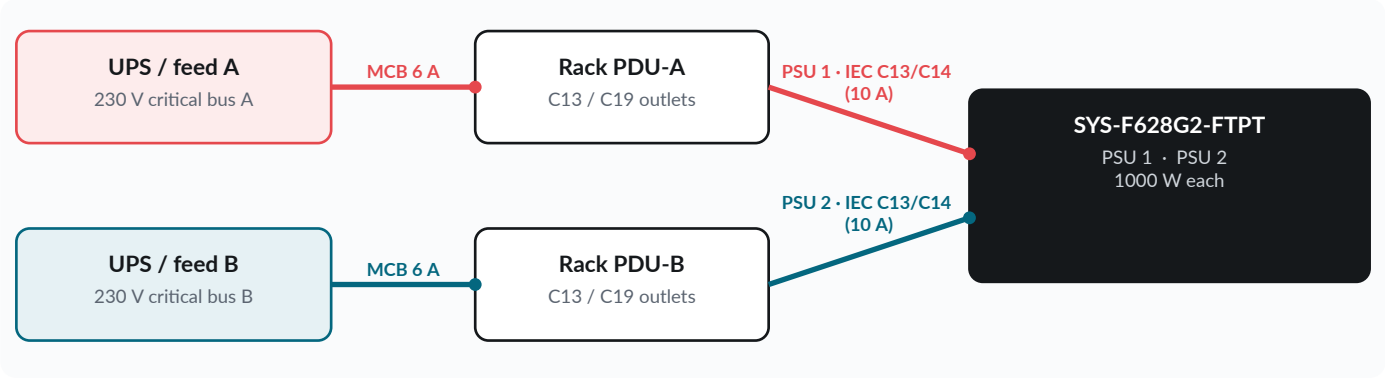


- Connect PSU 1 to PDU-A and PSU 2 to PDU-B (independent feeds) using IEC C13/C14 (10 A) power cords.
- Maximum current per feed: 2.8 A at 230 V — each feed must be able to carry the full load if the other fails.
- Recommended protection per PDU circuit: MCB 6 A, curve C; RCD according to local regulations.
- Heat to remove at full load: 602 W = 2,054 BTU/h (0.6 kW).

## 04 Full specifications

| PROCESSOR/CACHE | |
|---|---|
| CPU | Intel Xeon processor E5-2600<br>v4 † /<br>v3 family<br>(up to 145W TDP)<br>*<br>Dual Socket R3 (LGA 2011) |
| Cores / Cache | Up to 22 Cores † / Up to 55MB † Cache |
| System Bus | QPI up to 9.6 GT/s |
| Note | † BIOS version 2.0 or above is required |
| Note | * Please contact Supermicro Technical Support for additional information about frequency optimized CPUs and specialized system optimization. |

| SYSTEM MEMORY | |
|---|---|
| Memory Capacity | 16x 288-pin DDR4 DIMM slots<br>Up to 2TB † ECC 3DS LRDIMM, 1TB ECC RDIMM |
| Memory Type | 2400 † /2133/1866/1600MHz ECC DDR4 SDRAM 72-bit |
| DIMM Sizes | RDIMM:<br>64GB, 32GB, 16GB, 8GB, 4GB<br>LRDIMM: 64GB, 32GB<br>3DS LRDIMM: 128GB |
| Memory Voltage | 1.2 V |
| Error Detection | Corrects single-bit errors |

| ON-BOARD DEVICES | |
|---|---|
| Chipset | Intel C612 chipset |
| AHCI SATA | SATA3 (6Gbps) with RAID 0, 1, 5, 10 |

| | |
|---|---|
| IPMI | Support for Intelligent Platform Management Interface v.2.0<br>IPMI 2.0 with virtual media over LAN and KVM-over-LAN support<br>ASPEED AST2400 BMC |
| Network Controllers | Intel X540 Dual Port 10GBase-T<br>Virtual Machine Device Queues reduce I/O overhead<br>Supports 10GBASE-T, 100BASE-TX, and 1000BASE-T, RJ45 output<br>1x Realtek RTL8211E PHY (dedicated IPMI) |
| Graphics | ASPEED AST2400 BMC |

## INPUT / OUTPUT (PER NODE)

| | |
|---|---|
| AHCI SATA | 6x SATA 3.0 (6Gbps) ports |
| LAN | 2x RJ45 10GBase-T LAN ports<br>1x RJ45 Dedicated IPMI LAN port |
| USB | 2x USB 3.0 ports |
| VGA | 1x VGA port |

## CHASSIS

| | |
|---|---|
| Form Factor | 4U Rackmount |
| Model | CSE-F424BG-R2K04BP |

## DIMENSIONS

| | |
|---|---|
| Width | 17.63" (448mm) |
| Height | 6.96" (177mm) |
| Depth | 35" (889mm) |
| Package | 25.6" (W) x 11.8" (H) x 48.0" (D) |
| Weight | Net Weight: 105 lbs (47.63 kg)<br>Gross Weight: 150 lbs (68.04 kg) |
| Available Colors | Black |

## FRONT PANEL

| | |
|---|---|
| Buttons | Power On/Off button<br>UID button |
| LEDs | Power status LED<br>UID LED |

## EXPANSION SLOTS (PER NODE)

| | |
|---|---|
| PCI-Express | 3x PCI-E 3.0 x16 (FHFL) slots<br>(support 3x Double-width GPU/Xeon Phi)<br>2x PCI-E 3.0 x8 (LP) slots |

## DRIVE BAYS (PER NODE)

| | |
|---|---|
| Hot-swap | 6x 2.5" Hot-swap SATA HDD bays |

## SYSTEM COOLING

| | |
|---|---|
| Fans | 8x 8cm heavy duty 11K fans with air shroud and PWM fan speed control |

## POWER SUPPLY (76MM WIDTH)

| | |
|---|---|
| Total Output Power | 1000W: 100 – 127Vac<br>1800W: 200 – 220Vac<br>1980W: 220 – 230Vac<br>2000W: 230 – 240Vac<br>2000W: 200 – 240Vdc (UL/cUL only) |
| Dimension (W x H x L) | 76 x 40 x 336 mm |
| Input | 1000W: 100-127 Vac / 12-9.5 A / 50-60 Hz<br>1800W: 200-220 Vac / 10-9.5 A / 50-60 Hz<br>1980W: 220-230 Vac / 10-9.8 A / 50-60 Hz<br>2000W: 230-240 Vac / 10-9.8 A / 50-60 Hz<br>2000W: 200-240 Vac / 11.8-9.8 A / 50-60 Hz (UL/cUL only) |
| +12V | Max: 83.3A / Min: 0A (100-127 Vac)<br>Max: 150A / Min: 0A (200-220 Vac)<br>Max: 165A / Min: 0A (220-230 Vac)<br>Max: 166.7A / Min: 0A (230-240 Vac)<br>Max: 166.7A / Min: 0A (200-240 Vac)<br>(UL/cUL only) |
| +5Vsb | Max: 1A / Min: 0A |
| Output Type | 27 Pairs Gold Finger Connector |
| Certification | Titanium Level<br>[ Test Report ] |

## SYSTEM BIOS

| | |
|---|---|
| BIOS Type | 128Mb SPI Flash EEPROM with AMI BIOS |
| BIOS Features | Plug and Play (PnP)<br>APM 1.2<br>PCI 2.2<br>ACPI 1.0 / 2.0<br>USB Keyboard support<br>SMBIOS 2.3<br>UEFI |

## OPERATING ENVIRONMENT / COMPLIANCE

| | |
|---|---|
| RoHS | RoHS Compliant |
| Environmental Spec. | Operating Temperature:<br>10°C to 35°C (50°F to 95°F)<br>Non-operating Temperature:<br>-40°C to 70°C (-40°F to 158°F)<br>Operating Relative Humidity:<br>8% to 90% (non-condensing)<br>Non-operating Relative Humidity:<br>5% to 95% (non-condensing) |

## 05 Built, tested & supported by ServerInvest

**Engineered configuration**
Every option validated for socket, memory channels, PCIe lanes, power and cooling.

**48-hour burn-in**
Assembled, firmware-updated and stress-tested before it leaves our workshop.

**3-year warranty**
Standard on every system, with on-site next-business-day upgrades available.

**Rack-ready delivery**
Rails, cable management and labelling included — delivered across Europe.

NATCERT ISO 9001 · NATCERT ISO 14001 · NATCERT ISO 27001 · cisco · tp-link · Omada by tp-link

### Interested in this solution?

Request a quotation online or talk to a solutions engineer — we reply within one business day.
office@serverinvest.com